

Goal: Decrease the number of youth who have APPLA as a permanent goal

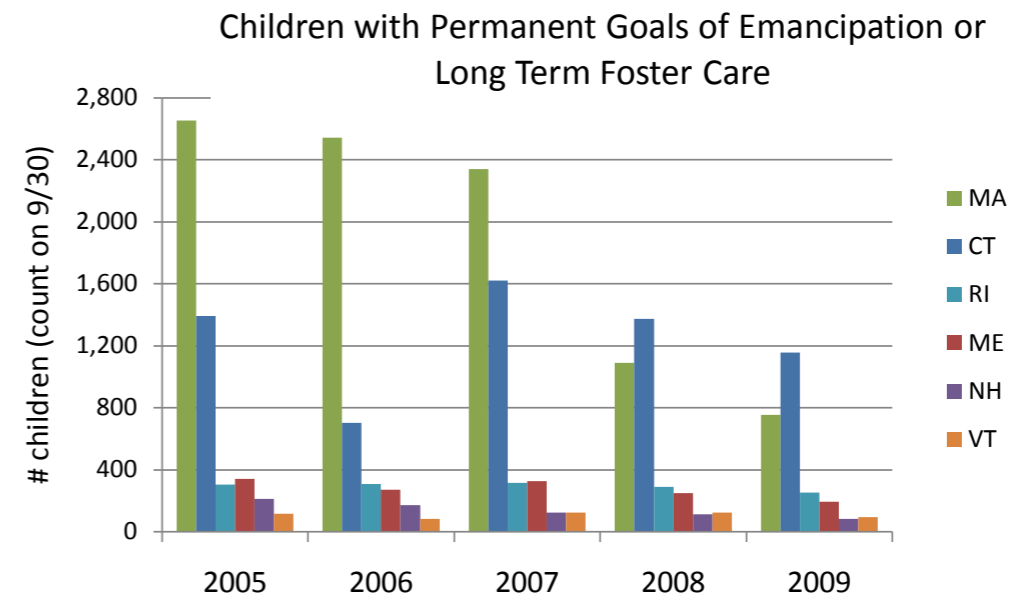
Data source (unless otherwise noted): AFCARS; may include some youth from juvenile justice cases.

As is true in any analysis, it is important to consider differences in statute, policy and practice when comparing jurisdictions.

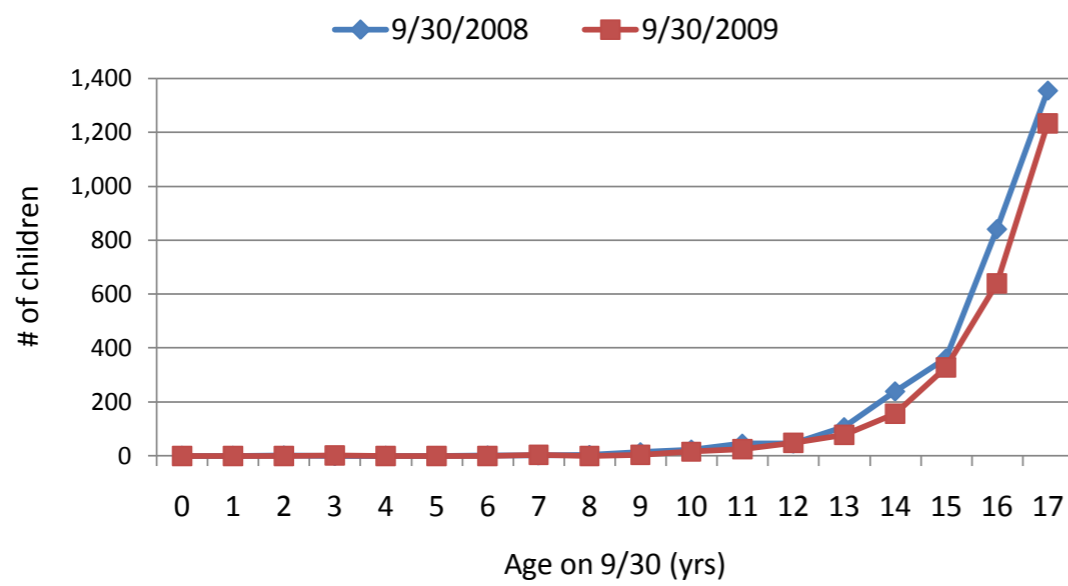
AFCARS does not have an option of "APPLA" as a permanent goal. On 9/30/09, 2,543 children and youth in care in New England had a permanent goal of either Long Term Foster Care or Emancipation. The number of youth with these goals declined by 17% between FY08 and FY09 (504 fewer youth).

The decline has been most dramatic in Massachusetts, where more youth now have permanent goals of "Living with a Relative." It is unclear in AFCARS whether a goal of "Living with a Relative" is a plan for relative guardianship, relative adoption, or simply a goal of APPLA where a relative is the identified permanent connection.

AFCARS does not collect data on concurrent goals.



New England Youth in Care: Permanent Goals of Long term foster care or Emancipation)



The vast majority of children with goals of Long Term Care or Emancipation are ages 15 or older, but the percentage of youth with these goals begins to increase at as young as 10 years old.

# Youth in Care on 9/30/08 with Permanent Goal of Emancipation or Long Term Foster Care - Ages 10-17									
Age	10	11	12	13	14	15	16	17	
CT	14	29	28	65	150	210	324	430	
MA	2	5	4	10	34	59	322	590	
ME	3	2	5	10	11	25	69	118	
NH	0	3	1	8	6	7	35	45	
RI	4	4	5	10	29	43	69	116	
VT	1	3	3	4	10	18	23	57	
New England	24	46	46	107	240	362	842	1,356	

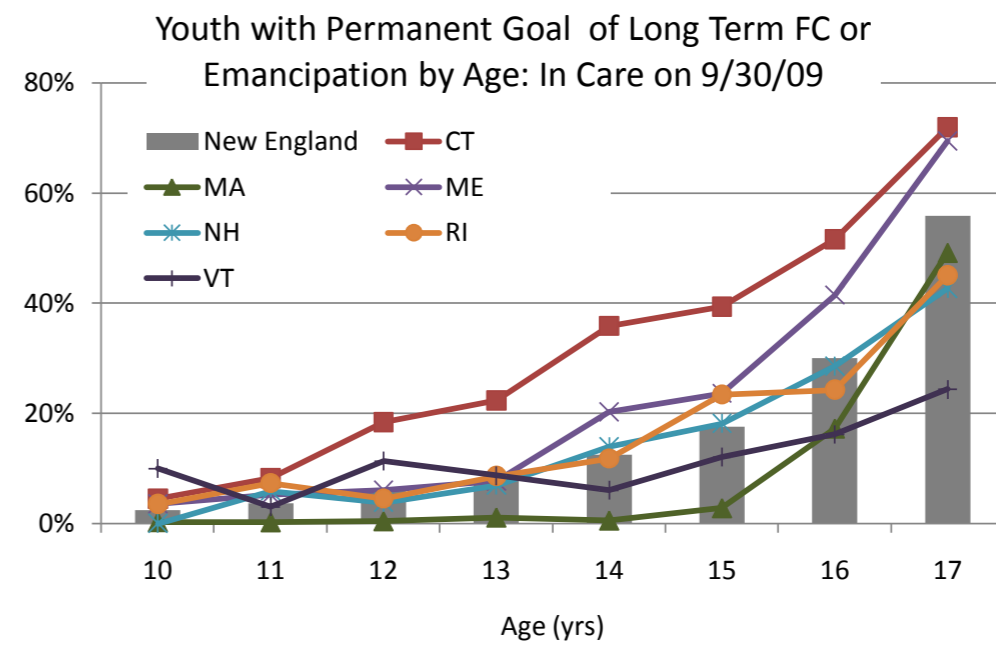
# Youth in Care on 9/30/09 with Permanent Goal of Emancipation or Long Term Foster Care - Ages 10-17									
Age	10	11	12	13	14	15	16	17	
CT	7	14	33	53	113	204	302	423	
MA	1	1	2	6	4	27	190	524	
ME	2	3	4	5	15	22	44	98	
NH	0	2	2	3	6	12	18	38	
RI	3	5	3	7	15	49	62	111	
VT	3	1	5	4	4	15	24	40	
New England	16	26	49	78	157	329	640	1,234	

Decrease the number of youth who have APPLA as a permanent goal

Using a percentage allows us to compare states with different sized in-care populations.

On the last day of FY 09, Connecticut had the highest percentage of youth with permanent goals identified in AFCARS as Emancipation or Long Term Foster Care. The difference between CT and the other New England states was most substantial between ages 13 and 16. 36% of 14 year olds in care in CT had a permanent goal of 'emancipation' on 9/30/09.

These data depend on timely and accurate documentation of changes in children's permanent goals. States may want to assess the accuracy of permanent goal documentation before assessing baseline measures.



Count of Youth in Care Ages 13-17. (Point in Time Count on the last day of the year)		FY05	FY06	FY07	FY08	FY09
CT	# in care 13-17	2,839	2,931	2,668	2,488	2,243
	# goal emanc or long term fc	1,156	556	1,465	1,280	1,095
	%	53%	31%	63%	59%	56%
ME	# in care 13-17	998	894	766	614	479
	# goal emanc or long term fc	319	262	309	241	184
	%	41%	35%	42%	41%	39%
MA	# in care 13-17	5,343	5,194	5,066	4,726	4,302
	# goal emanc or long term fc	2,368	2,290	2,149	1,074	751
	%	45%	44%	43%	23%	18%
NH	# in care 13-17	525	487	426	389	304
	# goal emanc or long term fc	188	152	113	110	77
	%	36%	31%	27%	28%	25%
RI	# in care 13-17	1,058	1,146	1,106	1,043	918
	# goal emanc or long term fc	287	289	291	274	244
	%	29%	27%	29%	29%	29%
VT	# in care 13-17	815	742	701	659	548
	# goal emanc or long term fc	108	84	120	112	87
	%	13%	11%	17%	17%	16%
New England	# in care 13-17	11,578	11,394	10,733	9,919	8,794
	# goal emanc or long term fc	4,426	3,633	4,447	3,091	2,438
	%	42%	36%	44%	33%	29%

For percentage, the denominator does not include missing data. Missing data affects FY06 measure for CT

